

Market Trends

Property Type: SF + Condo/TH/Apt

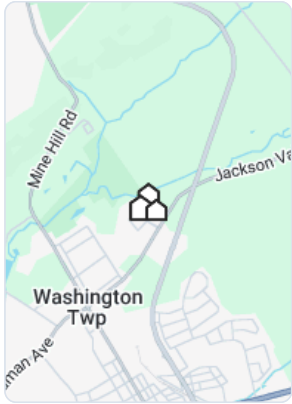
May 2025

Market Type



Key Details

Months of Inventory	Sold to List Price %	Median Days in RPR	Median Sold Price
2.12	102.3%	18	\$430,000
↓ 2.75% MoM	↑ 0.82% MoM	↓ 18.18% MoM	↑ 13.23% MoM



Realtors Property Resource®, LLC

Source: Listings

Median Estimated Property Value

May 2025

Property Type: SF + Condo/TH/Apt

Median Estimated Value

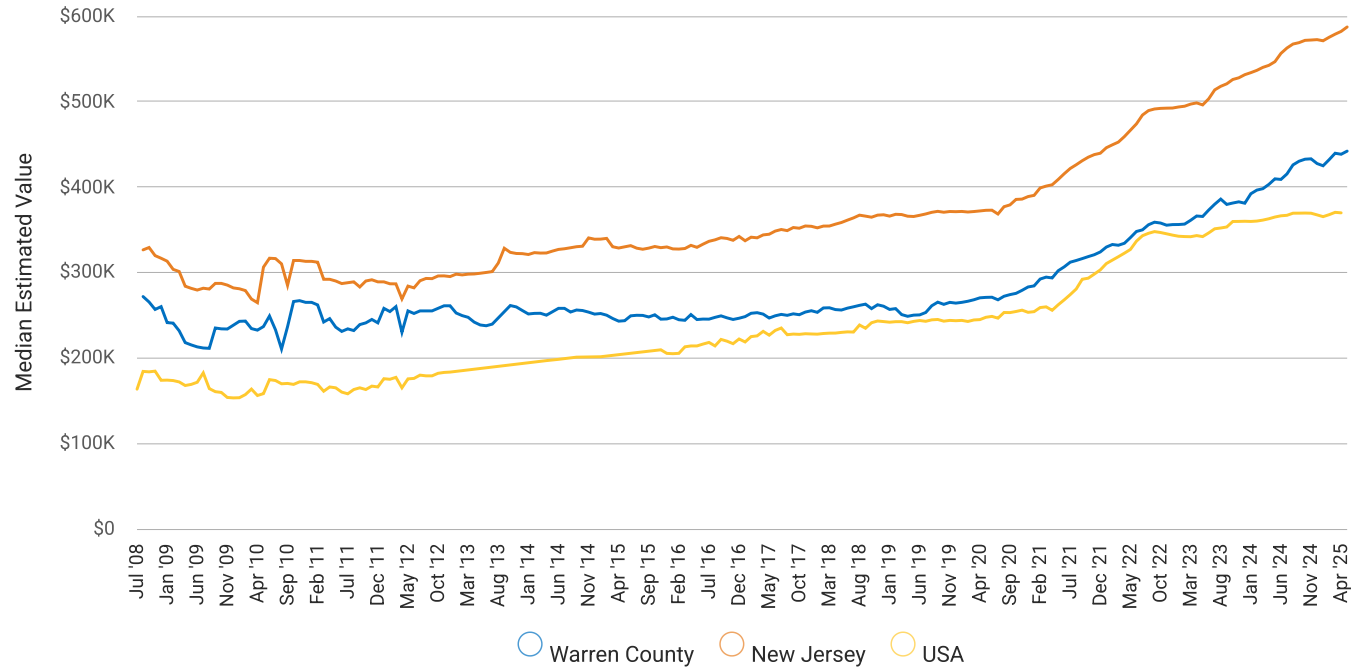
**\$442,000**

Last Month Change

**+0.8%**

12 Month Change

**+7.9%**



Realtors Property Resource®, LLC

Source: Public Records and Listings

## New Listings

May 2025

Property Type: SF + Condo/TH/Apt



Realtors Property Resource®, LLC

Source: Listings

## Active Listings

May 2025

Property Type: SF + Condo/TH/Apt



Realtors Property Resource®, LLC

Source: Listings

## New Pending Listings

May 2025

Property Type: SF + Condo/TH/Apt



Realtors Property Resource®, LLC

Source: Listings

## Pending Listings

May 2025

Property Type: SF + Condo/TH/Apt



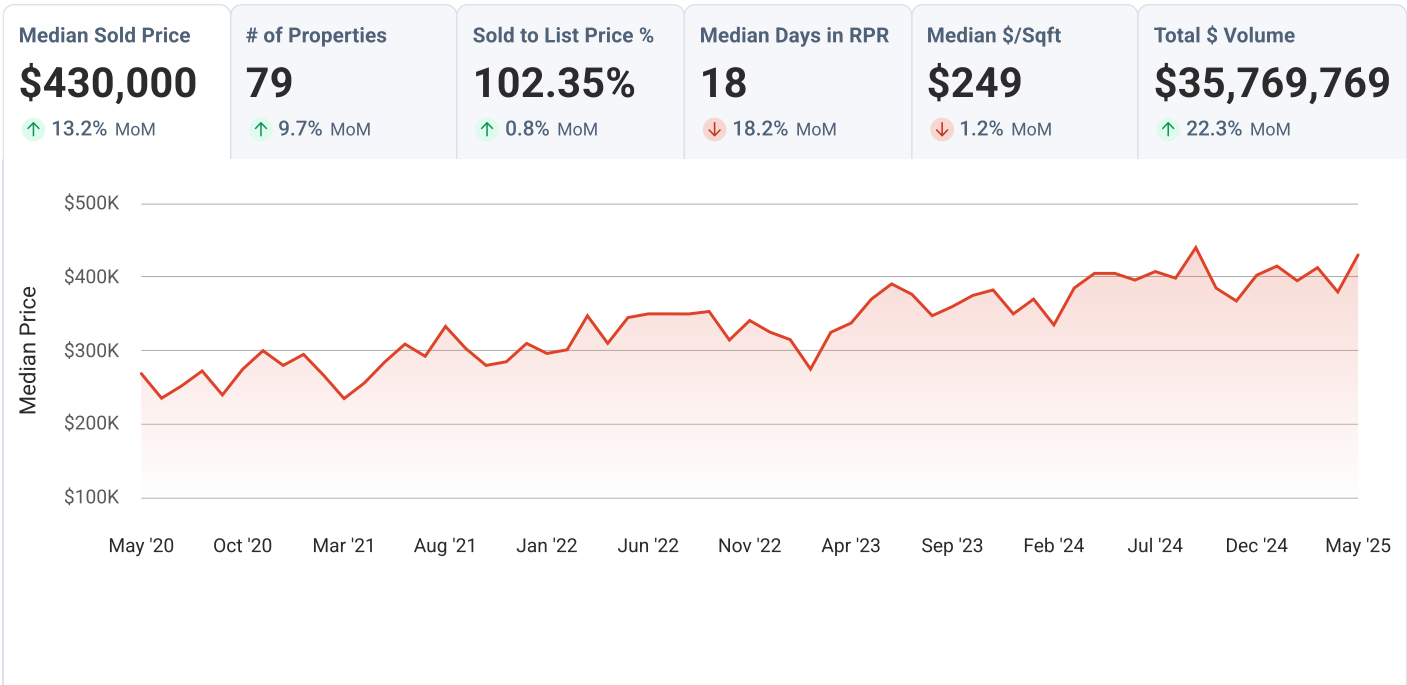
Realtors Property Resource®, LLC

Source: Listings

# Sold Listings

May 2025

Property Type: SF + Condo/TH/Apt



Realtors Property Resource®, LLC

Source: Listings

# Months Supply of Inventory

May 2025

Property Type: SF + Condo/TH/Apt



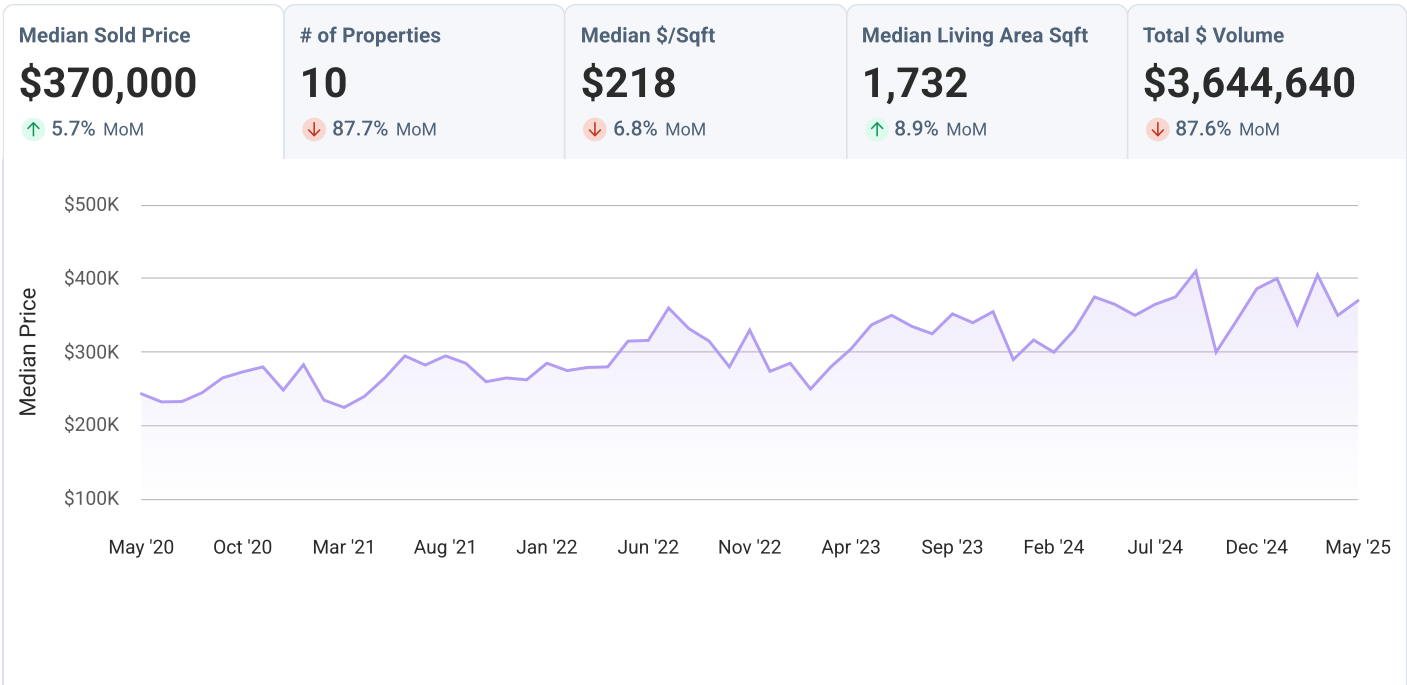
Realtors Property Resource®, LLC

Source: Listings

# Sold Public Records

May 2025

Property Type: SF + Condo/TH/Apt



Realtors Property Resource®, LLC

Source: Public Records

